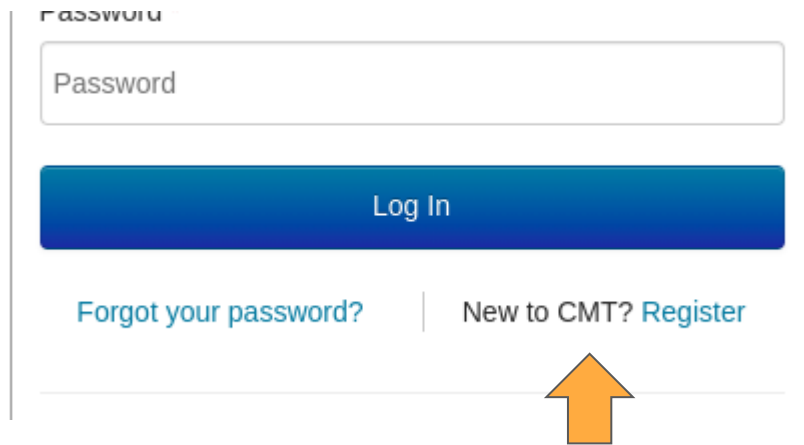


# Microsoft CMT

Guidelines for Paper Submission

# Steps to Register

- Go to <https://cmt3.research.microsoft.com/User/Login?ReturnUrl=%2F>
- New User ? Click Register



A screenshot of a web form for user authentication. At the top, the word "password" is written in a small, grey font. Below it is a white rectangular input field with the placeholder text "Password". Underneath the input field is a prominent blue button with the text "Log In" in white. Below the button, there are two links: "Forgot your password?" on the left and "New to CMT? Register" on the right, separated by a vertical line. A large orange arrow points upwards from the bottom center of the image towards the "Register" link.

- Under **Create New Account**
- Enter your Login information
  - Email
  - Password
  - Confirm Password

## Create New Account

### Login information

---

\* Email

This email will be used to login into CMT

\* Password

\* Confirm Password

- Enter your Personal Information

- First Name
- Middle Initial (not mandatory)
- Last Name
- Nickname
- Organization Name
- Country/Region

### Personal Information

\* First Name

Middle Initial

\* Last Name

Nickname

\* Organization Name

\* Country/Region



- Enter your External Profile Information (not mandatory)
  - Google Scholar Id
  - Semantic Scholar Id
  - DBLP Id

## External Profile Information

---

Google Scholar Id

Semantic Scholar Id

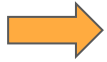
DBLP Id

- Enter **Verification**
- Select “ I agree to the Microsoft CMT's Author's Statement, Terms Of Use and Privacy & Cookies “
- Click **Register**

## Verification

Enter the characters you see\*

[New](#) | [Audio](#)



I agree to the Microsoft CMT's Author's Statement, Terms Of Use and Privacy & Cookies



Register

No, thanks

- Welcome to CMT ! screen will appear

[Login](#) [Registration](#) [Reset Password](#)

## Welcome to CMT !

Your account has been registered, please verify it by clicking the activation link that has been sent to this email address.

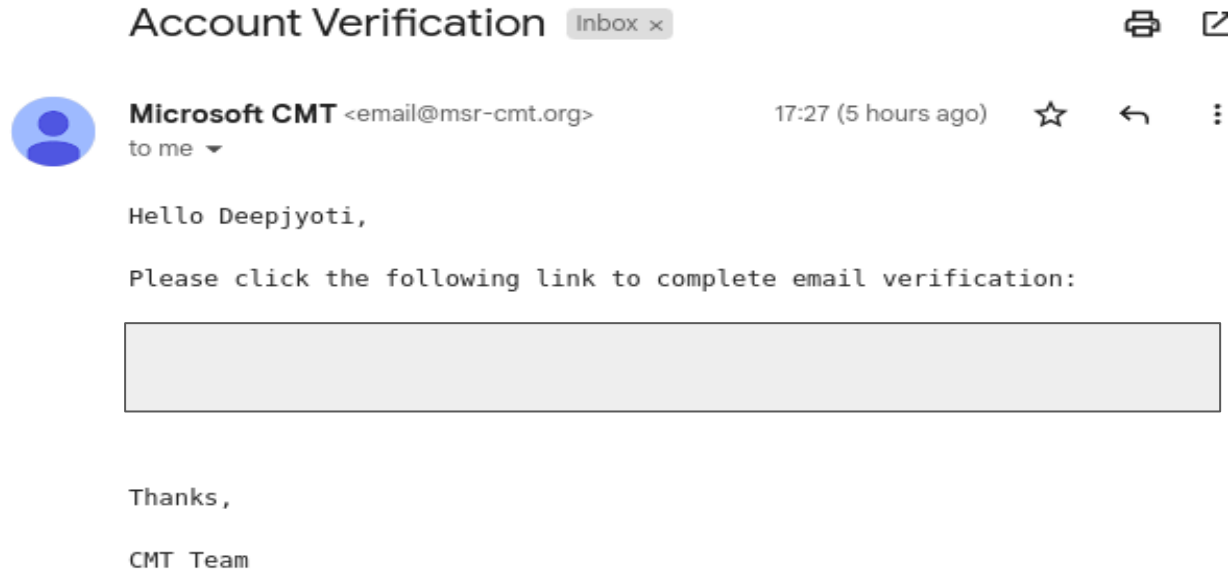
### If you do not receive the activation link

If you do not receive our mail to activate account, the following are some of the possible reasons for the problem.

1. *You typed in an incorrect email address.*
2. *Slow mail processing at your email server.*
3. *Your mailbox has exceeded quota.*
4. *Spam filters configured at your mailbox or email server have marked the email as spam.*
5. *There are connection issue with your email server.*

CMT could not address issues related to your mailbox or mail server. You could probably try to use an email account such as Hotmail, Outlook, Gmail, or Yahoo! Mail. You will be able to change email address with your account later.

- Your account has been registered, please verify it by clicking the activation link that has been sent to this email address





- After email verification **Log In** to Microsoft CMT

Microsoft CMT

Email \*

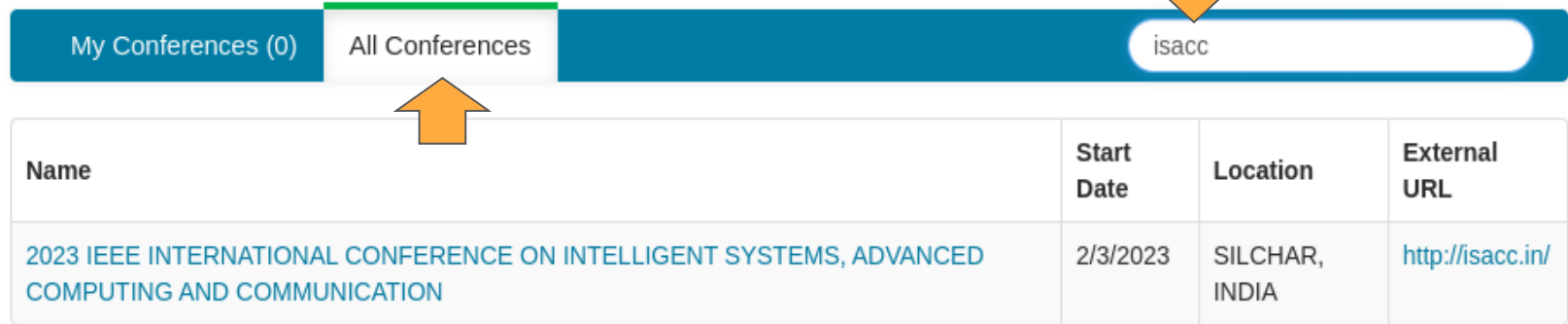
Password \*

Log In

[Forgot your password?](#) [New to CMT? Register](#)

- After Log In **Conference List** page will open
- Select **All Conferences** tab and filter out your query . In this case , the required query is “*isacc*”

## Conference List



Name	Start Date	Location	External URL
<a href="#">2023 IEEE INTERNATIONAL CONFERENCE ON INTELLIGENT SYSTEMS, ADVANCED COMPUTING AND COMMUNICATION</a>	2/3/2023	SILCHAR, INDIA	<a href="http://isacc.in/">http://isacc.in/</a>

- Click on the link under **Name** field , **Author Console** page will appear

## Conference List

My Conferences (0)

All Conferences

isacc

Name	Start Date	Location	External URL
<a href="#">2023 IEEE INTERNATIONAL CONFERENCE ON INTELLIGENT SYSTEMS, ADVANCED COMPUTING AND COMMUNICATION</a>	2/3/2023	SILCHAR, INDIA	<a href="http://isacc.in/">http://isacc.in/</a>



- In **Author Console** page you can create new submission or you can edit the existing submission
- To create new submission , click on the **Create new submission** button, the **Create New Submission** page will appear

## Author Console

Please click [here](#) to view Welcome Message & Instructions.

[+ Create new submission](#)

1 - 1 of 1 « « 1 » » Show: **25** 50 100 All [Clear All Filters](#)

Paper ID	Title	Files	Actions
<input type="text"/> <small>Clear</small>	<input type="text"/> <small>Clear</small>		
1	xyz <a href="#">Show abstract</a>	<b>Submission files:</b> <a href="#">Merge Sort Based Indexing.pdf</a>	<b>Submission:</b> <a href="#">Edit Submission</a> <a href="#">Delete Submission</a>

- In **Create New Submission** page under **TITLE AND ABSTRACT** add Title and Abstract

## Create New Submission

Instructions Use only IEEE standard two column conference paper template ( available at <https://www.ieee.org/conferences/publishing/template> bibliography) for review/survey papers. The pdf/doc/docx format are allowed without encryption and/or passwords for initial and anonymous submission. Similarity index will be desk rejected (with out review).

### TITLE AND ABSTRACT

\* Title

Abcde

\* Abstract

xyz1234

993 characters left

- In **AUTHORS** section , you can add your collaborators and it's Email Id
- By default AUTHOR section will contain your **Primary Contact**

1000 characters left

#### AUTHORS \*

You may add your collaborators.

Primary Contact	Email	First Name	Last Name	Organization	Country/Region
<input checked="" type="radio"/>	<input type="text"/>	Deepjyoti	Sarmah	AUS	

Email

+ Add

Enter email to add new author.

- Under **SUBJECT AREAS** section , you can select any one of the displayed subject of interest

SUBJECT AREAS \*

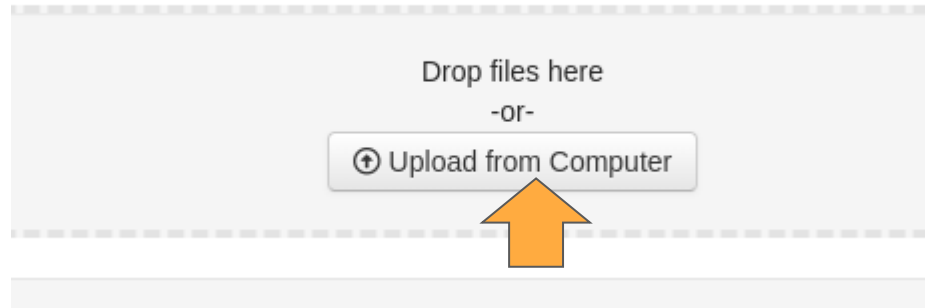
ADVANCED COMPUTING

COMMUNICATION

INTELLIGENT SYSTEMS

None Of Above


- Under **Files** section , you can upload from 1 to 3 files.
- Maximum file size is 20 Mb.
- It accept **doc, docx, pdf** formats.
- You can directly drop files or can upload files from computer
- To upload a file from computer , click **Upload from Computer** button





- Select the file from the device , the file will be added upper left corner of the **Files** section

FILES

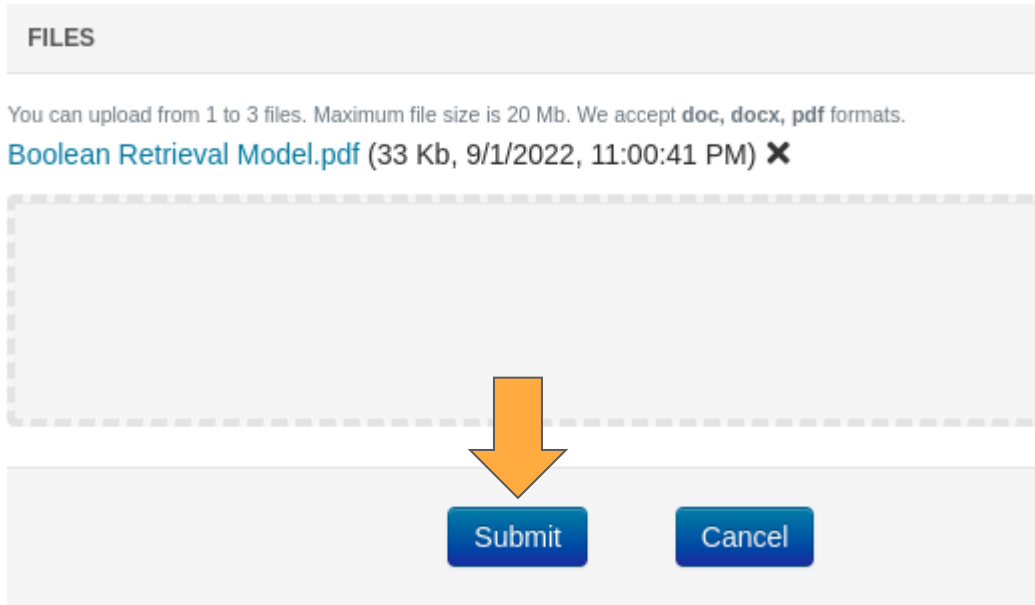


You can upload from your device. Maximum file size is 20 Mb. We accept doc, docx, pdf formats.

[Boolean Retrieval Model.pdf](#) (33 Kb, 9/1/2022, 10:35:44 PM) ✕

Drop files here  
-or-

- After adding the required files , click on the **Submit** button



- After submission **Submission Summary** page will appear
- You can **Edit Submission** , **Print** , **Email** , or go **Back to Author Console**

Submissions Help Center ▾ Select Your Role : Author ▾ IEEEISACC2023 ▾ Deepjyoti Sarmah ▾

## Submission Summary

Conference Name	2023 IEEE INTERNATIONAL CONFERENCE ON INTELLIGENT SYSTEMS, ADVANCED COMPUTING AND COMMUNICATION	<a href="#">Print</a> <a href="#">Email ▾</a>
Paper ID	3	
Paper Title	123456	
Abstract	abcdefg	
Created on	9/1/2022, 10:59:10 PM	
Last Modified	9/1/2022, 10:59:10 PM	
Authors	Deepjyoti Sarmah ( AUS ) < <input type="text"/> >	
Primary Subject Area	INTELLIGENT SYSTEMS	
Submission Files	<a href="#">Boolean Retrieval Model.pdf</a> (33.3 Kb, 9/1/2022, 10:35:44 PM)	

[Edit Submission](#) [Back to Author Console](#)